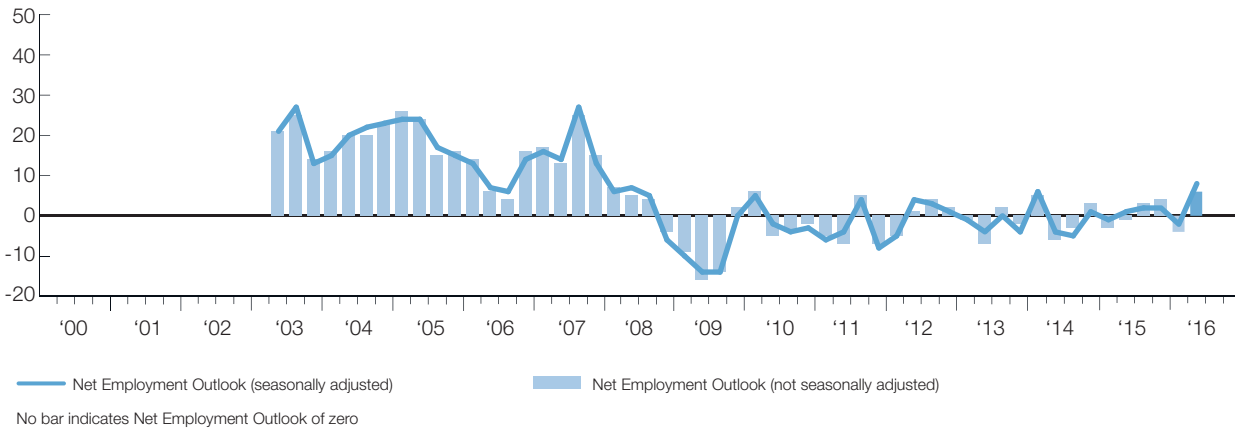




Manpower®

Northern Ireland employers are more optimistic

At +8%, the Employment Outlook for Northern Ireland stands just above the national average and has shown a considerable increase in employer optimism when compared to previous quarters.



Q2 2016

Northern Ireland employment snapshot

Average weekly pay

Average weekly pay is **£505**, some £72 below the national average, the lowest in the UK.

Hiring Outlook

For the first quarter of 2016, the seasonally adjusted Net Employment Outlook in Northern Ireland is **+8%**, and just above the national average (+7%).

Employment

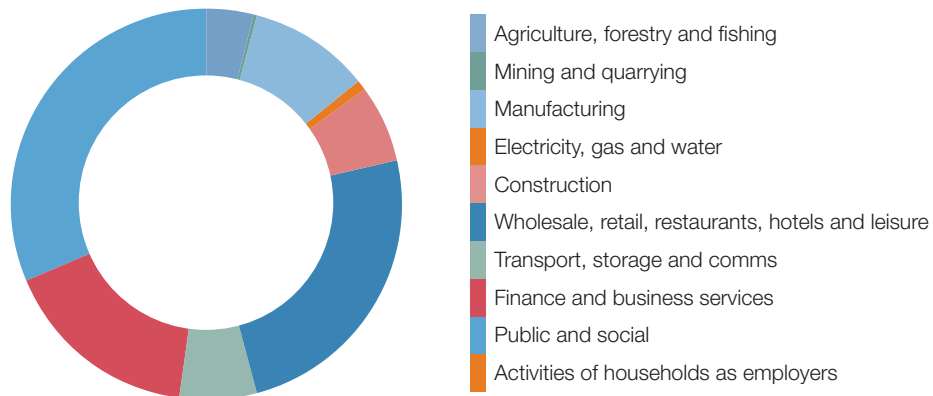
The rate of employment in Northern Ireland is well below the national average and stands at **68.8%**. This represents both a 0.9 percentage point increase since last quarter and a 1.0% rise since the same period last year.

Unemployment

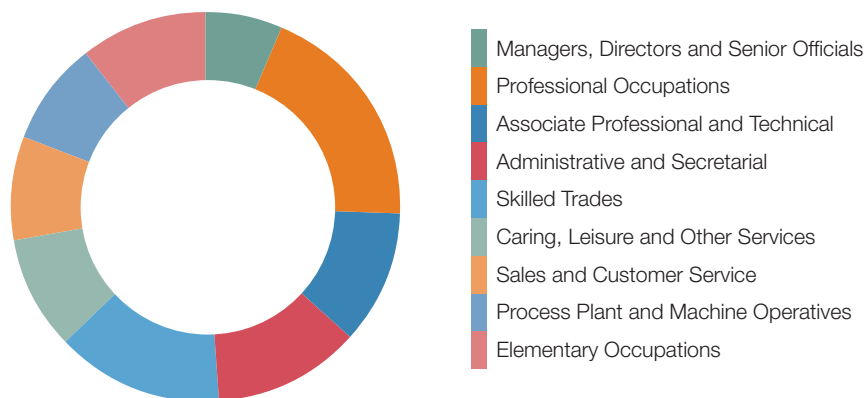
At **5.8%**, the unemployment rate is above the national average. However, the rate of unemployment has remained unchanged when compared to the same period last year.

2016
Q2

WHERE DO PEOPLE WORK?



WHAT DO PEOPLE DO?



Market overview

In Northern Ireland, we're seeing the number of permanent job opportunities on offer steadily increase, while temporary job opportunities appear to be in decline. This scenario would generally suit candidates who, on the whole, are seeking permanent work.

However, candidate availability is becoming a concern in the region. While talent shortages aren't as severe as elsewhere in the UK, there is a noticeable reduction in the availability of good quality candidates. Candidates with in-demand skills are in a strong position to negotiate, and appear to be primarily driven by pay over other factors.