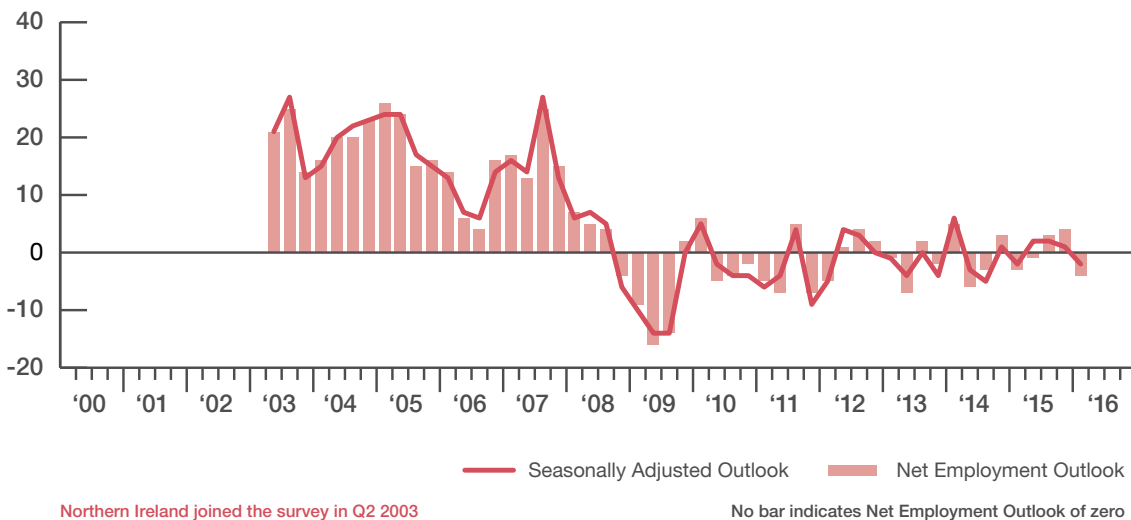




Manpower®

# Northern Ireland hiring intentions turn negative

At -2% the Employment Outlook for Northern Ireland has entered negative territory for the first quarter of 2016 with employers cautious about their hiring intentions. This Outlook continues a trend over the past four quarters of subdued employer optimism when it comes to job creation.



Q1 2016

## Northern Ireland employment snapshot\*

### Average weekly pay

Average weekly pay is **£460**, some £114 below the national average, and is the lowest in the UK.

### Hiring Outlook

For the first quarter of 2016, the seasonally adjusted Net Employment Outlook in Northern Ireland is **-2%**, considerably lower than the national average (+7%).

### Employment

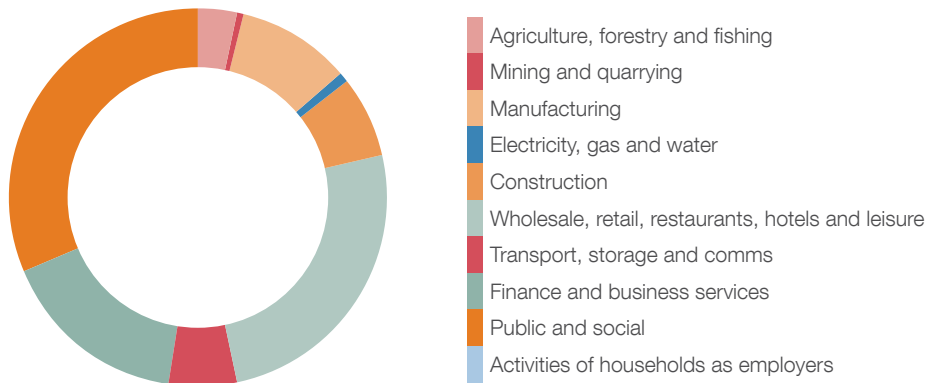
The rate of employment in Northern Ireland is well below the national average and stands at **67.9%**. This represents a 0.1 percentage point increase since last quarter but a 0.6 point fall since the same period last year.

### Unemployment

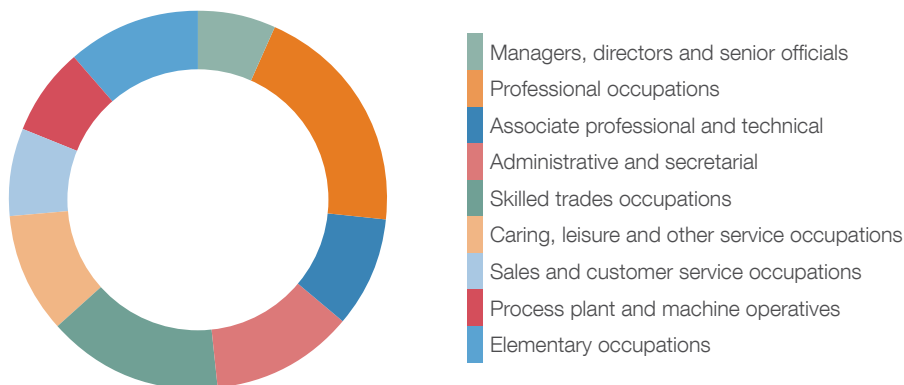
At **5.9%** the unemployment rate is above the national average. However, the rate of unemployment has seen a slight fall when compared to the same period last year.

2016  
Q1

## WHERE DO PEOPLE WORK?



## WHAT DO PEOPLE DO?



### Market overview

Despite the cautious employment outlook, Manpower has noticed buoyant hiring demand in a number of areas from contact centres and component production, to the IT and digital sectors. Moreover, the majority of new opportunities being created across the region are both full time and permanent.

While individuals with minimal skills or experience may struggle to find work, Northern Ireland generally benefits from an available pool of labour. Yet as employer requirements continue to evolve, one trend that has become particularly noticeable has been a rising demand for candidates with language skills. These are now becoming so sought-after that some employers are casting their nets wider and offering relocation packages to suitable candidates from the Republic.

\*ONS employment and unemployment rates and average weekly pay statistics relate to July 2015 – September 2015; employment by occupation refers to July 2014 – June 2015; and workforce jobs by industry refers to June 2015. The Manpower Employment Outlook Survey is a forward-looking measure, anticipating hiring intentions for Quarter 1 2016.