


PAY LEAGUE 2015

SOUTH WEST

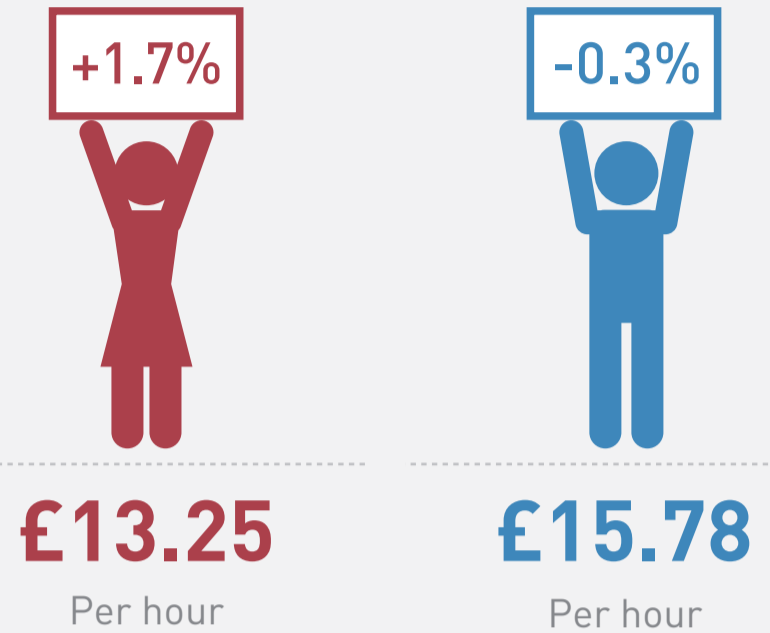
KEY FINDINGS

- East-West pay divide in the South West
- Candidate shortage offers opportunities for region's talent
- Region's pay rising at twice the rate of the national average



PAY BY GENDER

AVERAGE HOURLY PAY FOR FULL-TIME WORKERS



PAY LEAGUE 2015: SOUTH WEST

AVERAGE ANNUAL PAY

1	Tewkesbury	£ 37,300
2	North Somerset	£ 35,900
3	Christchurch	£ 35,700
4	Stroud	£ 35,400
5	Cheltenham	£ 35,300
6	Poole	£ 35,300
7	Bath and North East Somerset	£ 34,200
8	Cotswold	£ 33,900
9	South Gloucestershire	£ 33,800
10	East Dorset	£ 33,600
11	Mendip	£ 32,800
12	West Dorset	£ 32,700
13	Swindon	£ 32,300
14	West Devon	£ 32,300
15	Sedgemoor	£ 31,900
16	Forest of Dean	£ 31,700
17	Taunton Deane	£ 31,500

18	Bristol	£ 30,600
19	Bournemouth	£ 30,200
20	East Devon	£ 29,300
21	Mid Devon	£ 29,200
22	Weymouth and Portland	£ 28,600
23	Exeter	£ 28,500
24	North Dorset	£ 28,000
25	Gloucester	£ 27,900
26	South Somerset	£ 27,800
27	Purbeck	£ 27,500
28	Plymouth	£ 27,400
29	Teignbridge	£ 27,000
30	Cornwall	£ 26,900
31	North Devon	£ 26,900
32	Torrige	£ 26,600
33	West Somerset	£ 25,200
34	Torbay	£ 24,800

SOUTH WEST PAY MAP

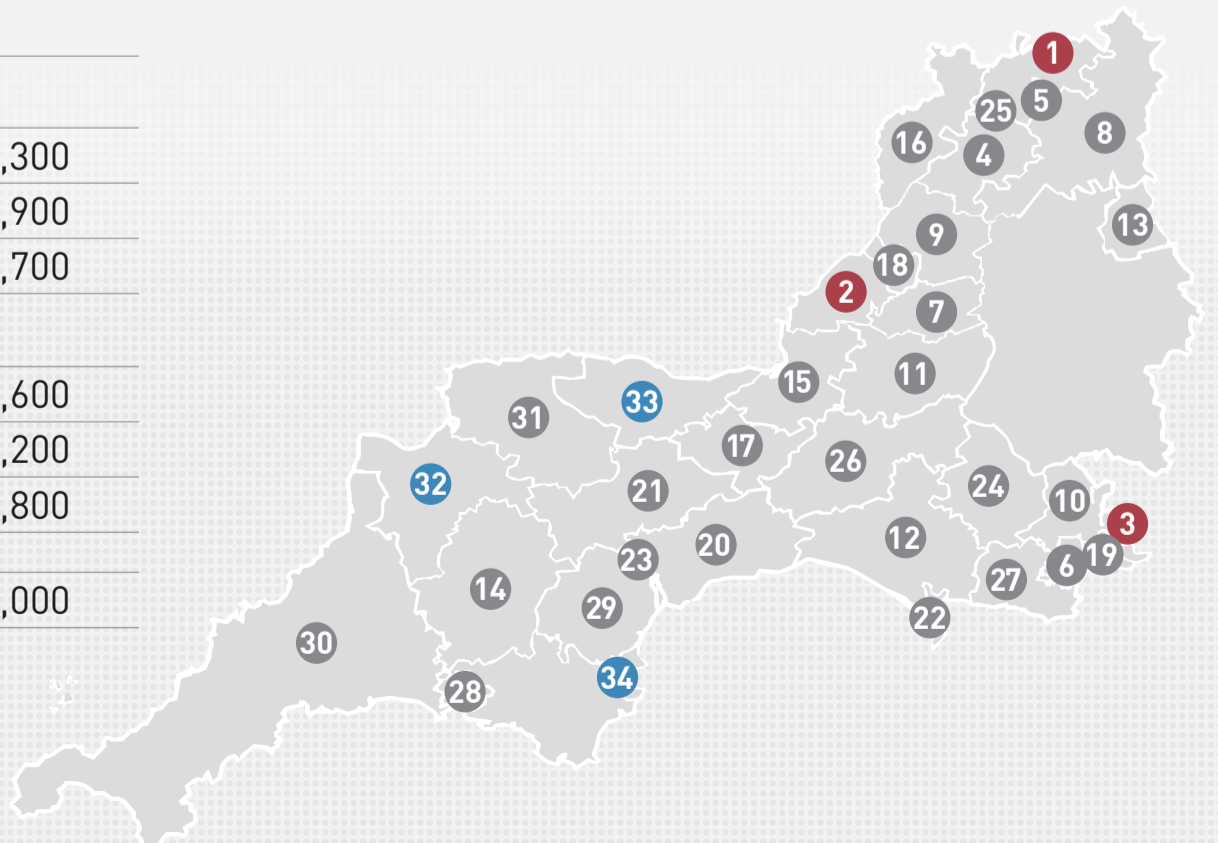
Top 3

1	Tewkesbury	£ 37,300
2	North Somerset	£ 35,900
3	Christchurch	£ 35,700

Bottom 3

34	Torrige	£ 26,600
35	West Somerset	£ 25,200
36	Torbay	£ 24,800

South West average £ 31,000



Source: All data from the provisional 2014 Annual Survey of Hours and Earnings (ASHE), published by the ONS in December 2014 and available here: www.ons.gov.uk. All averages are means.

